



## Touch front panel and IR remote control with RTC demonstration board based on the STLED325, STMPE24M31 and STM8S

Data brief



### Features

- 4-digit, 7-segment (and decimal point) LED display
- 8 x discrete LEDs
- 8 front panel touch keys for channel and brightness up/down, OK, MENU, and standby (in touch interface mode)
- 8-channel touch status type rotator on STEVAL-CBP007V1 for brightness control (clockwise/anticlockwise) (in touch interface mode)
- 8 front panel mechanical keys for channel and brightness up/down, OK, MENU, and standby (in standalone mode with no touch interface)
- A bicolor power/standby LED
- An interrupt LED (blinks with the interrupt)
- A potentiometer for adjusting the brightness of the display (accessible in standalone mode)
- Demo mode
- Multi-format remote control operation (only RC5 supported currently, but easily extendable for various other formats)
- Embedded in-circuit programming using SWIM interface for STM8S10
- RoHS compliant

### Description

The STEVAL-ILL029V2 demonstration board shows the operation of the front panel demonstration board based on the advanced LED controller driver STLED325 and 8-bit microcontroller STM8S as I2C master.

This system can be operated along with the STMPE24M31 based touch panel or the mechanical keys.

The objective of this demo board is to demonstrate the features of the STLED325 LED controller driver, such as key scanning, RTC, IR decoding, STANDBY management, etc., as well as features of the advanced S-Touch device STMPE24M31 to fit the market segment of DVD players, DVD recorders, set-top boxes, washing machines and many more, keeping the system cost as low as possible.

The system can be operated using the various touch keys or mechanical front panel keys provided on the system, as well as from a remote control. System I/O is handled completely by STLED325 and STMPE24M31 with minimal load on the host processor.

The system can be operated in two modes: touch interface mode or standalone mode (with mechanical keys on STEVAL-ILL029V2).

On power-up, the system automatically detects the presence of the touch interface daughter card (STEVAL-CBP007V1) and goes into touch interface mode.

If there is no touch card plugged in, the system enters into standalone mode and can be operated using mechanical keys.

The STEVAL-CBP007V1 is included in the kit.

**Figure 1: Microcontroller section**

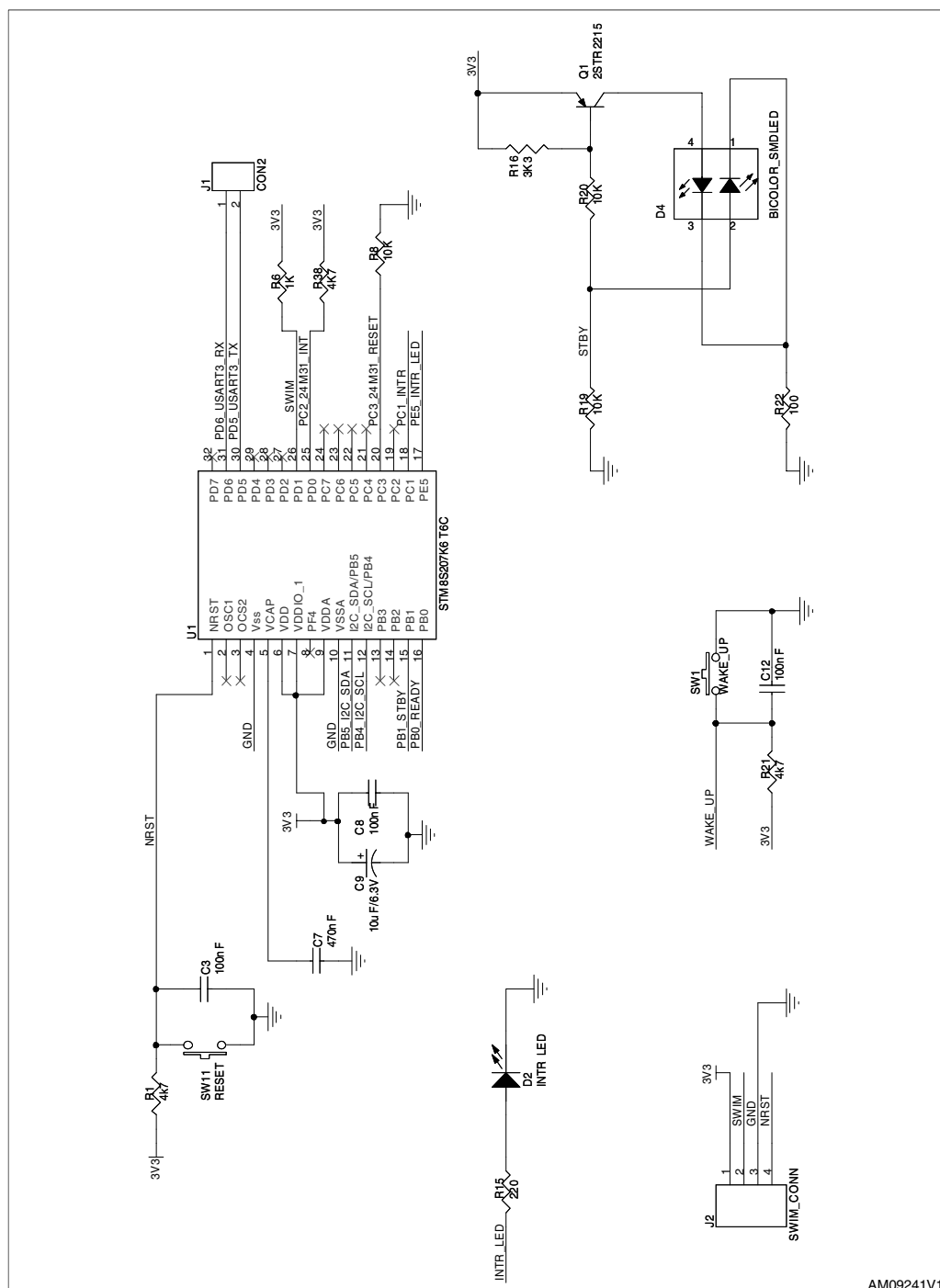
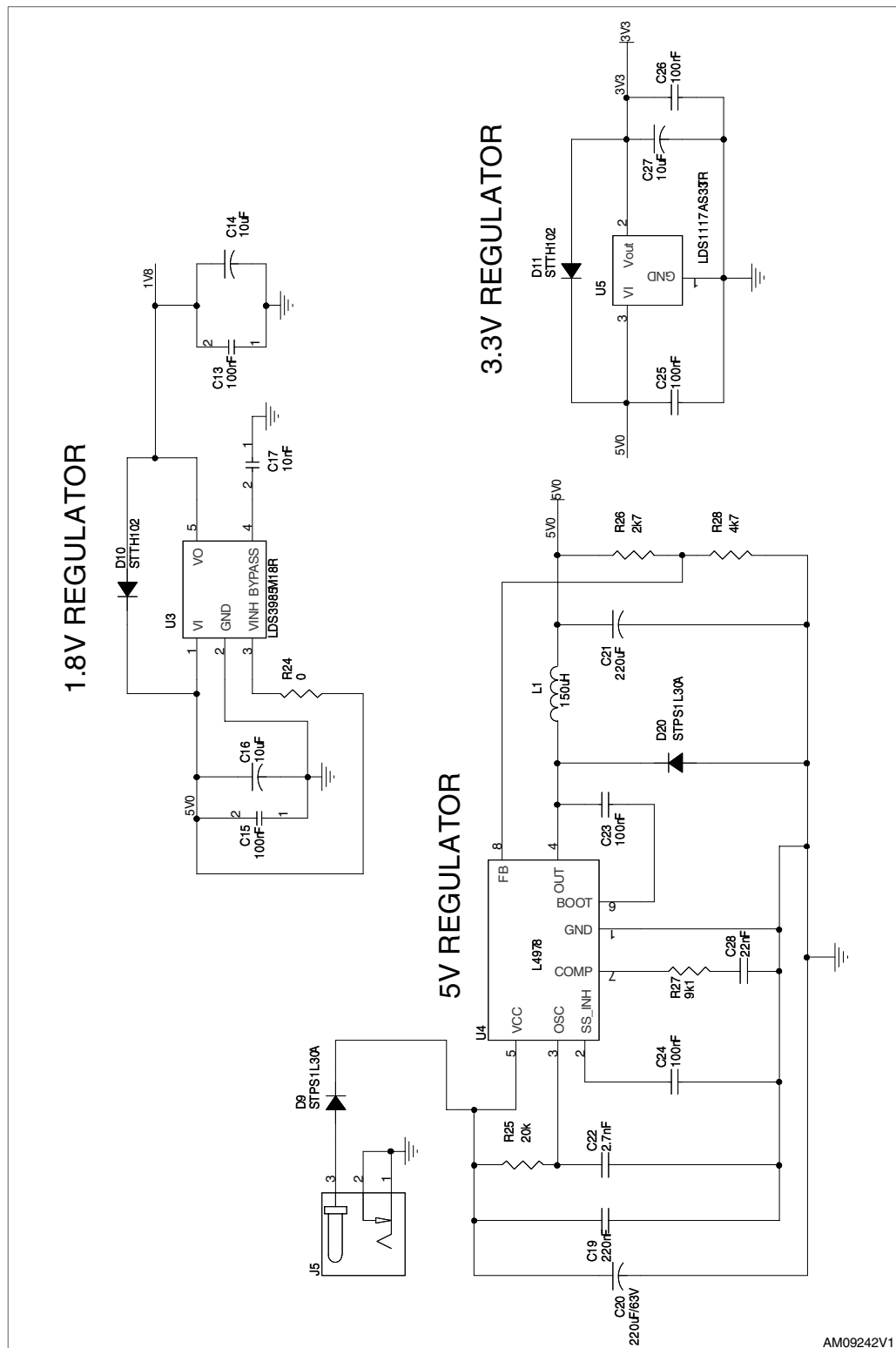


Figure 2: Power supply section



### Figure 3: STLED325 section




Figure 4: Connectors

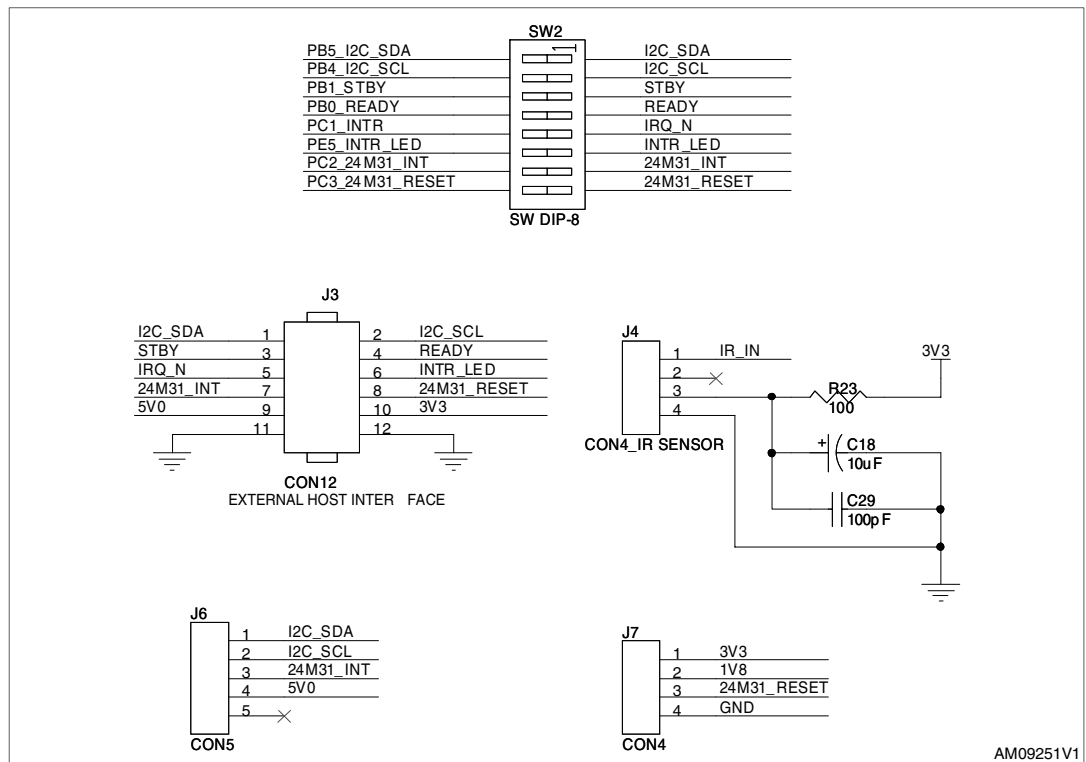


Figure 5: Keyscan circuit

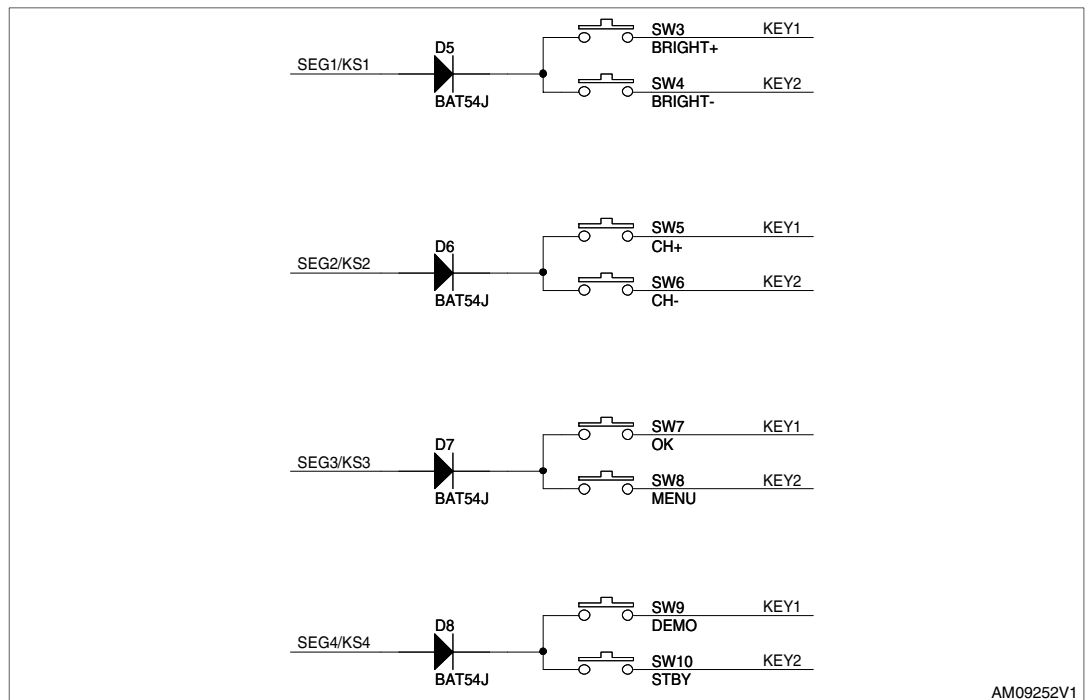
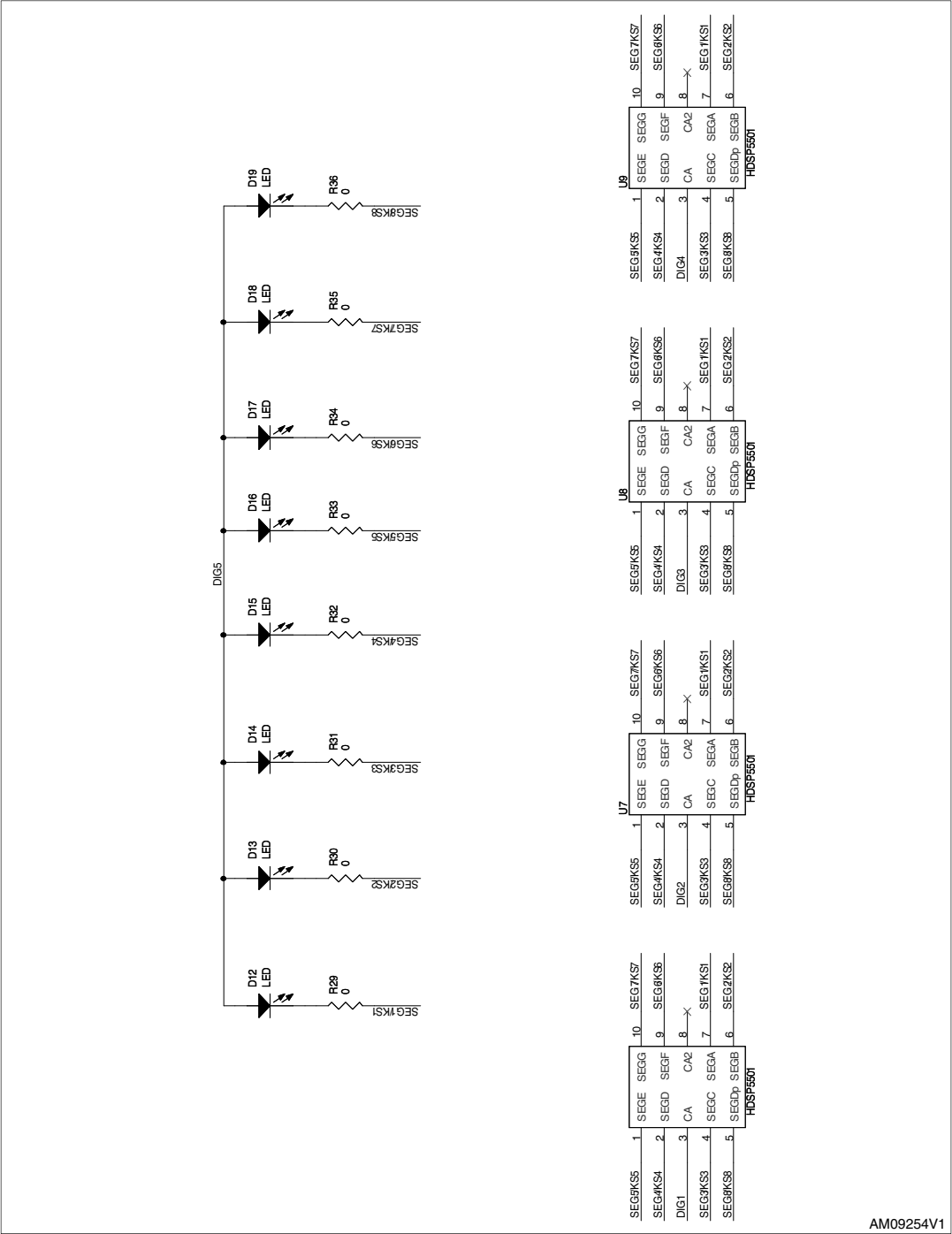


Figure 6: Discrete LED and seven segments LED



AM09254V1

## 2 Revision history

Table 1: Document revision history

Date	Revision	Changes
25-May-2011	1	Initial release.

## Disclaimer

### Please Read Carefully

Information in this document is provided solely in connection with ST products. STMicroelectronics NV and its subsidiaries ("ST") reserve the right to make changes, corrections, modifications or improvements, to this document, and the products and services described herein at anytime, without notice.

All ST products are sold pursuant to ST's terms and conditions of sale.

Purchasers are solely responsible for the choice, selection and use of the ST products and services described herein, and ST assumes no liability whatsoever relating to the choice, selection or use of the ST products and services described herein.

No license, express or implied, by estoppel or otherwise, to any intellectual property rights is granted under this document. If any part of this document refers to any third party products or services it shall not be deemed a license grant by ST for the use of such third party products or services, or any intellectual property contained therein or considered as a warranty covering the use in any manner whatsoever of such third party products or services or any intellectual property contained therein.

**UNLESS OTHERWISE SET FORTH IN ST'S TERMS AND CONDITIONS OF SALE ST DISCLAIMS ANY EXPRESS OR IMPLIED WARRANTY WITH RESPECT TO THE USE AND/OR SALE OF ST PRODUCTS INCLUDING WITHOUT LIMITATION IMPLIED WARRANTIES OF MERCHANTABILITY, FITNESS FOR A PARTICULAR PURPOSE (AND THEIR EQUIVALENTS UNDER THE LAWS OF ANY JURISDICTION), OR INFRINGEMENT OF ANY PATENT, COPYRIGHT OR OTHER INTELLECTUAL PROPERTY RIGHT.**

**UNLESS EXPRESSLY APPROVED IN WRITING BY AN AUTHORIZED ST REPRESENTATIVE, ST PRODUCTS ARE NOT RECOMMENDED, AUTHORIZED OR WARRANTED FOR USE IN MILITARY, AIR CRAFT, SPACE, LIFE SAVING, OR LIFE SUSTAINING APPLICATIONS, NOR IN PRODUCTS OR SYSTEMS WHERE FAILURE OR MALFUNCTION MAY RESULT IN PERSONAL INJURY, DEATH, OR SEVERE PROPERTY OR ENVIRONMENTAL DAMAGE. ST PRODUCTS WHICH ARE NOT SPECIFIED AS "AUTOMOTIVEGRADE" MAY ONLY BE USED IN AUTOMOTIVE APPLICATIONS AT USER'S OWN RISK.**

Resale of ST products with provisions different from the statements and/or technical features set forth in this document shall immediately void any warranty granted by ST for the ST product or service described herein and shall not create or extend in any manner whatsoever, any liability of ST.

ST and the ST logo are trademarks or registered trademarks of ST in various countries.

Information in this document supersedes and replaces all information previously supplied.

The ST logo is a registered trademark of STMicroelectronics. All other names are the property of their respective owners.

© 2011 STMicroelectronics - All rights reserved

STMicroelectronics group of companies

Australia - Belgium - Brazil - Canada - China - Czech Republic - Finland - France - Germany - Hong Kong - India - Israel - Italy - Japan - Malaysia - Malta - Morocco - Philippines - Singapore - Spain - Sweden - Switzerland - United Kingdom - United States of America

[www.st.com](http://www.st.com)